

■ ■ wissner-
■ ■ bosserhoff

Functional elegance in nursing care

carisma

Nursing home beds





carisma – the comfort model

Cost-effective. Comfortable. Individual.

The nursing room is quiet often the final living room for a person in need of care. In this phase, the nursing home bed is a focal point of central importance for the well-being and the dignity of a resident. Convenience, comfort and function of the bed play a central roles here.

The synthesis of comfort and individual care was crucial for the development of the carisma nursing home bed and was supplemented with functionality to improve the daily lives for both residents and nurses.



When it comes to mobility, carisma wins hands down thanks to a number of practical advantages. The side guards provide support in mobilization both inside and outside the bed. You can also optionally deploy continuous side guards. Thanks to the robust hybrid lifting column carisma can support loads of up to 225 kg in the highest position. carisma is therefore mobile at all heights, so that a high degree of mobility and time savings are guaranteed. The undercarriage, lying on the outside, enables a convenient underbed clearance of carisma with all commercially available patient lifters.







Our standards – for your benefit

Focus on the user

With its products and service portfolio, wissner-bosserhoff pursues the objective of sustainably enhancing customer benefits. The focus of product development includes functional benefits with technological innovations as well as the added aesthetic value derived from the choice of nursing bed design options. You benefit in several ways: The resident's independence is maintained, routine nursing tasks are simplified, maintenance requirements are reduced and the economic efficiency of the operator is increased.



Your carisma advantages

Overview

- Homelike design
- Investment security:
 - Maximum resident weight up to 210 / 270 kg
 - Integrated bed extension
 - Minimum accessory requirements
- Individual height adjustment from 36 - 80 cm
- Improved mobilization of the resident with divided side guards
- Prevention of bedsores
- Time savings in nursing care

carisma

At a glance

Bed model	carisma The homelike all-rounder	carisma 300 The heavy-duty care professional
Movability	In the resident's room In every bed height Comfortable covered rollers	In the resident's room In every bed height Comfortable covered rollers
Braking capacity	A brake for each axle	A brake for each axle
Patient surface	87 x 200 cm	100 x 200 cm
Safe working load	225 kg	300 kg
Max. resident weight	210 kg	270 kg

The WIBO promise



Resident

- High level of safety
- Prolonged independence
- Effective fall and
bedsore prevention



Nursing care

- Maximum time savings
- Barrier-free access
to the resident
- Reduction of back strain
when working



Management

- Excellent cost/benefit ratio
- Maximum utilization thanks
to high level of resident
satisfaction
- Minimum follow-up costs



Maintenance / technology

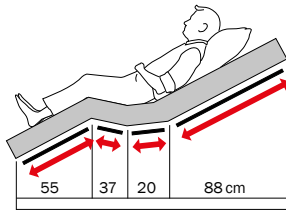
- Tailor-made service
concepts
- Low maintenance costs
- Optimum availability
of spare parts

Patient surface with BiNetic frame

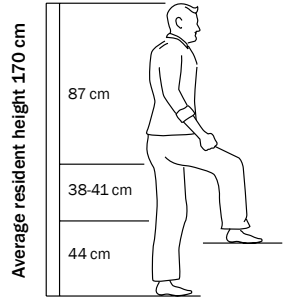
Patient surface concept for bedsores prevention

If persons are confined to bed, their care requirements change. Mobilization of the person being cared for becomes more important in order to avoid the development of bedsores. With the BiNetic frame, carisma supports active mobilization by the nursing staff with a patient surface that effectively minimizes friction and shearing forces. The simultaneous retraction of the backrest and legrest demon-

strably reduces friction and shearing forces. The ergonomic division of the modular patient surface additionally contributes to the prevention of bedsores. For further reduction of pressure forces, the (optional) express bed extension can be used, which prevents the legs of tall residents from hitting the foot end of the bed when adjusting the backrest.



carisma patient surface 200 cm with BiNetic frame



findings demonstrate that the backrest needs to be at least 80 cm long to effectively support the cervical spine.*

Patient surface ergonomics

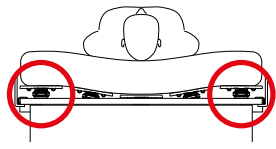
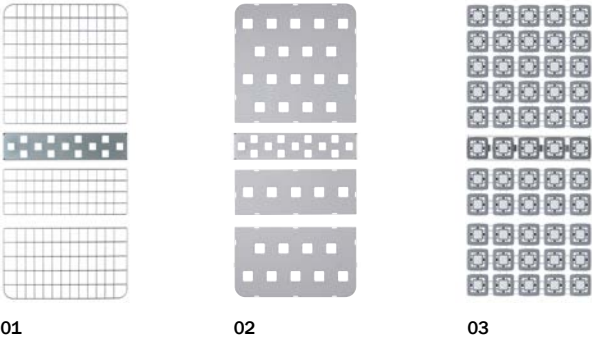
The dimensions of the 4-part patient surface of wissner-bosserhoff nursing home beds are based on anthropometric findings, i.e. on the average size and height of a person. These

Patient surface modularity


You can choose between 3 different patient surface options:

- The wire mesh patient surface **Aero (01)** ensures good aeration.
- The synthetic mats of the **Easyclean surface (02)** are especially easy to clean.
- The **comfort patient surface (03)** with its outstanding **soft positioning properties (a)**, supports bedsores prevention. The edge zone elements with harder springs serve as an orientation when asleep, and facilitate getting up.

In general, the patient surface partitions can be easily removed and cleaned (b).



a



b

Effectiveness of double retraction confirmed

For years now, wissner-bosserhoff has been pursuing a practicable concept for reducing the risk of bedsores: the double retraction as a component of the BiNetic frame patient surface. In single retraction, raising the head end is not merely done by bending it like a hinged joint, the head end section of the bed is shifted away from the central section. This means that the bed sections are moved “away from each other” (see fig. 2b). On the one hand, this significantly reduces the pressure on the sacral region; on the other, the central section surface is enlarged. This is of benefit to the sitting resident, since the seating surface is enlarged, additionally reducing the pressure. In case of the double retraction, not only the head end section is moved, but the foot end section is additionally shifted away from the central section, increasing the seating surface even more. In the meantime, findings of pressure measurements clearly demonstrate that single retraction reduces the pressure level compared to a standard head section. In double retraction (fig. 3b), the pressure is even lower than with a single retraction.

Fig. 1

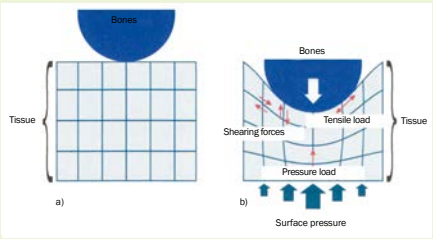


Fig. 2

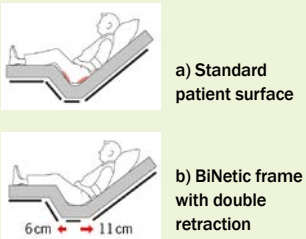


Fig. 3



Of course, double retraction is not to be considered as the only means of bedsores prophylaxis. It can, however, effectively support existing options and, above all, demonstrates that we should make use of all technical means at hand to improve nursing care.

Source: Gerhard Schröder, wound care expert from Göttingen, respect magazine, edition 8/2011, page 16-17

Resident

- Reduced pressure in the pelvic area as well as reduced friction and shearing forces
- Ergonomic patient surface division for increased comfort
- Excellent support of the head when adjusting the backrest

Nursing care

- More effective bedsores prevention
- The resident does not “slip down” the bed as much
- Less repositioning, more time for nursing tasks

Management

- Reduced bedsores risk and lower follow-up costs
- Time savings thanks to express bed extension
- For residents up to 175 cm in height, there is no need for a patient surface extension that would take up space
- Reduced need of stocking up on patient surface extensions

Maintenance / technology

- Quicker access to the motor
- Easy-to-clean patient surface

* cf. Eigler, F.W.: Arzt und Krankenhaus (doctor and hospital) 7, 1989

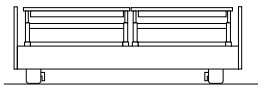
3 bed lengths

Without central gap > 318 mm and without middle post

All wissner-bosserhoff nursing home beds are equipped with an integrated bed extension. With the **express bed extension** (fig. below/option), the carisma **can be flexibly adjusted to different bed lengths** with divided side guards. The requirements of the standard IEC 60601-2-52 are complied with in each configuration.

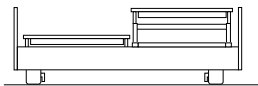
200 cm

Bed length of 200 cm: The divided side guards offer protection without a central gap > 318 mm* and without a protector.



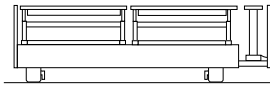
210 cm

Bed length of 210 cm: Protection with longer foot-end side guards without accessories and without a gap > 318 mm**.



220 cm

Bed extension to 220 cm: Can be temporarily adjusted if needed – comprehensive protection ensured by foot-end protector (accessory).



* Central gap (distance between the divided side guards) < 60 mm
** Gaps between the divided side guards as well as between the side guards and the head and foot sections < 60 mm

carisma 300

The comfort and bariatric bed

The bariatric bed is designed to provide a comfortable and safe care situation for residents with a weight of up to 270 kilograms in nursing homes or in stationary care. An extra-wide patient surface area of 100 cm ensures that residents do not feel restricted. Nursing staff have sufficient space for the relocation, mobilization and positioning of the residents. Like all nursing home beds from wissner-bosserhoff, the bariatric bed offers many user friendly features and a comfortable design in addition to the large patient surface area and the safe working load.



Advantages of the carisma 300 (in addition to the carisma):

- Wide patient surface of 100 cm
- Safe working load of 300 kg, max. resident weight 270 kg
- Excellent suitability for heavier and / or wider residents
- More comfort and space in the bed for the discerning residents
- A homely appearance, matching the standard range

4 aces for nursing care

4 side guards with 4-stage adjustment

1

In lowered position, the divided side guards, in addition to a cozy look, enable unhindered access to the resident for daily nursing tasks, changing wound dressings or making the bed. No need to take off and store interfering accessories like a middle post or fixed side guards.

4 modes of protection

No protection needed



2

For safety at night, it is often sufficient to combine the low position of the bed with the first height level of the head-end side guard. This “soft protection” avoids unnecessary barriers and sustainably reduces the risk of falls. The side guards provide the resident with orientation without restriction.

Soft protection

without freedom-depriving measures (FDM)



3

The ¾ protection creates a deliberate bed egress gap at the foot end for the reduction of freedom-depriving measures (FDM), while at the same time maintaining the same high safety standard. By adjusting the bed and side guard height, carisma can be adapted to residents of every size and height.

¾ protection

without FDM



4

The third height level is used to comprehensively secure the resident in bed. In the top position, the two parts of the side guard close together so tightly that they are just as safe as a continuous side guard. Stocking up on accessories for closing a central gap when using an abdominal belt for restraining the patient is not necessary.

Full protection

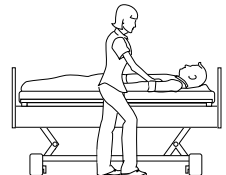
for mattress heights from 12 to 18 cm



4 advantages

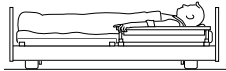
Free of barriers

no middle post and no central gap protector



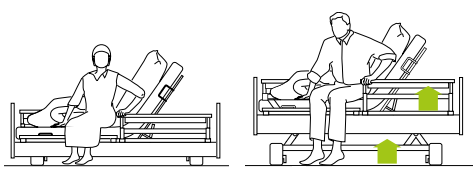
Orientation

instead of FDM



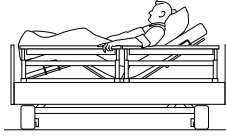
Mobilization

with adaptation to resident height



Safety

exceeding the requirements of the standard IEC 60601-2-52



4 divided side guards create all-round access for nursing tasks

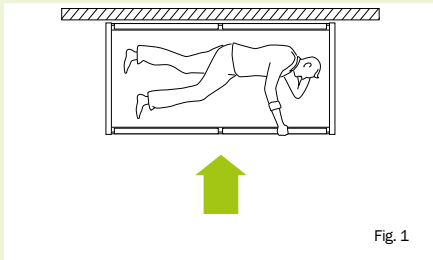


Fig. 1

Standard care – access from one side is sufficient




Fig. 2

Increased need for care – access from both sides needed

Your advantages:

1. Flexible use of the bed for standard care, even in limited spaces (fig. 1)
2. Flexible access from both sides of the bed in case of increased need for care (fig. 2)
3. Flexible use of the bed for bed egress on the left or right side to mobilize the resident
4. Follow-up costs for upgrading the bed with divided side guards are avoided

More safety thanks to small central gap* < 60 mm

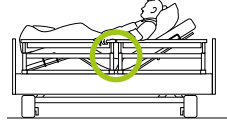
- Targeted compliance with the standard IEC 60601-2-52
- Safety in the working position, i.e. even with raised backrest or leg rest.
- Safety without using an additional central gap protector as accessory for fixation with abdominal belt in accordance with the BfArM (German Federal Institute for Drugs and Medical Devices) recommendations**



CB certificate on IEC 60601-2-52 from TÜV Hannover certification office



Certificate for the central gap issued by BerlinCERT



Compliance with IEC 60601-2-52 with central gap < 60 mm in the working position without central gap protector as an accessory

* Central gap = distance between the divided side guards

** Information for specialists from the BfArM (German Federal Institute for Drugs and Medical Devices), dated 07/08/2004 (reference No. 913/0704)



Resident

- Protection in every position
- Independent mobilization from the bed
- As much safety as possible, as much protection as needed



Nursing care

- Independent resident mobilization
- Suitable for all methods of positioning
- Legal security without having to comply with additional requirements
- Efficient use of restraining belts



Management

- Economic side guard solution – no additional costs for central gap protectors
- Certification acc. to new standard IEC 60601-2-52 creates investment security
- Cozy appearance, “like at home”



Maintenance / technology

- Smooth-operating, low-maintenance side guards
- No stocking up on accessories like central gap protectors or middle posts

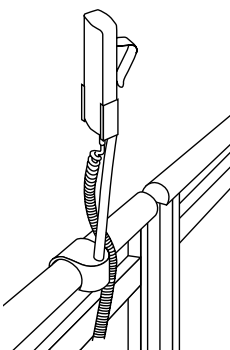
Intelligent handset concept

with time-saving automatic functionality

The handset of carisma nursing home beds impresses at first glance, thanks to its clear structure and ergonomic design: fewer buttons and large symbols facilitate intuitive operation.

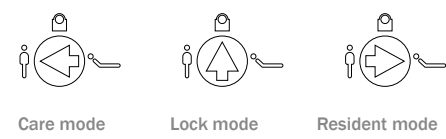
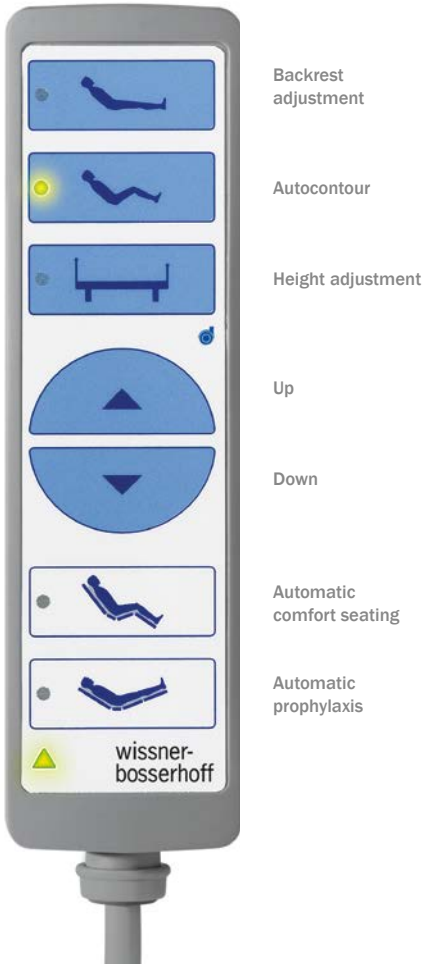
The pre-selection function makes the handset initial fault tolerant – triggering – a function by accidentally pressing a key is not possible.

The handset is easy to reach for both the resident and staff at all times (accessory handset holder, model No. 10-0419 and 10-0421).



Integrated into the handset rear side is the locking function, eliminating the need to search for a control box at the patient surface panel or to bend down.

With a magnet free key, the three handset modes can be set by adapting the adjustment options of the bed to fit the nursing care task. In **lock mode**, all functions of the handset are locked. In **resident and nursing mode**, the upper three buttons are available to the resident.



The automatic positions of the sentida, adjustable at the push of a button, increase comfort when lying and support bedsores prevention, for the benefit of the resident while reducing the strain on nursing staff.

Automatic comfort seating

The automatic comfort seating moves the bed to the preset sitting position: convenient for watching television or reading, eating or communicating at eye level. Mobilization using the lifter is effectively supported in this position. In addition this position makes breathing easier, as well as digestion, and, for patients confined to bed, trains spatial orientation and stimulates circulation. The double retraction in addition provides a relief of pressure in the sacral area.



Automatic prophylaxis

Supports decongestion with venous diseases and at the same time promotes bedsores prevention. Through the Fowler-30° position with lifting of the knees, there is less of bedsores*. This is achieved with a slightly lowered head position combined with lifting the calves to relieve strain on the heels and joints (e.g. with a cushion placed under the calves).




- Resident**
- User-friendly concept with clearly arranged symbols
- Initial fault tolerance in accordance with the new standard IEC 60601-2-52, with special resident mode
- Pre-selection function to avoid accidental adjustments
- Comfort seating adjustable without leaving bed



- Nursing care**
- Handset functionality can be individually set depending on the respective care situation (3 modes)
- Preset automatic functions save time
- No extra costs for additional control box



- Management**
- Initial fault tolerance is not optional but standard
- Handset and control box in one – no need for a separate control box



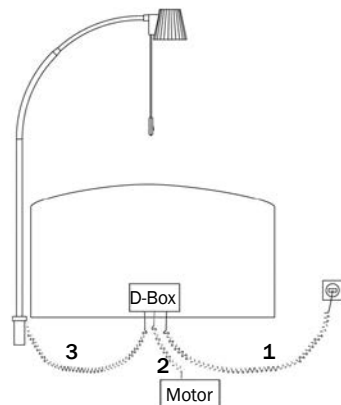
- Maintenance / technology**
- High-quality EPR cable protects from wire breakage and prevents unnecessary maintenance operations
- No subsequent installation of a control box necessary in case of a change in resident situation

*Please also compare the following study conducted by the University of Gent: www.decubitus.be

Effective cable management

D box provides energy for bed and reading light

With the convenient D box, the tangling of cables is a thing of the past. Attached at the inside of the head section, the D box collects both the cables of the bed and light. This way, only one cable leads to the power socket.



3 cables – one solution – many advantages

- You only have to pull out one single cable to be able to move the bed.
- No risk of mixing up cables when unplugging.
- Independent from the motor, therefore good access to the connectors in every bed position.
- For halogen and LED lights.



Mobile solution for the bedside light

Alternatively, you can also adapt the light on the bedside cabinet, making it independent of the nursing home bed, which can then be freely moved. Thanks to the movability of the bedside cabinet, the light can be optimally positioned for reading. Another case in which the D-box provides a solution for a good overview and high user comfort.



Our certificates – your safety

wissner-bosserhoff voluntarily has its production processes and management regularly audited by the TÜV. The company is certified in accordance with the regulations of the standard DIN EN ISO 9001:2008 for quality management systems as well as DIN EN ISO 13485:2003+AC:2007 for the manufacture of medical devices.



Inspection label for product certification and auditing

Definition TÜV: German Technical Inspection Authority

Design

Head and foot sections



Design A, head / foot section



Design Ak, head / foot section



Design Ak, folded down



Design D, head section



Design D, foot section



Design D, low foot section



Design G, head section



Design G, foot section



Design G, low foot section



Design K, head section



Design K, foot section



Design K, low foot section



Design S, head section



Design S, foot section



Design S, low foot section



Design T, head section



Design T, foot section



Design T, low foot section



Design W, head section



Design W, foot section



Design W, low foot section

Colors | décors*



Maple (R 5184)



Beech, natural (R 5320)



Beech (F 37/009)




Cacao (R 5447)



Alder, golden red (R 4601)



Cherry (R 5360)



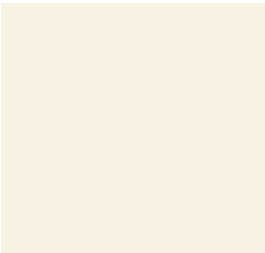
Havana cherry (R 5681)



Lindberg oak (R 4223)



walnut (R4801)

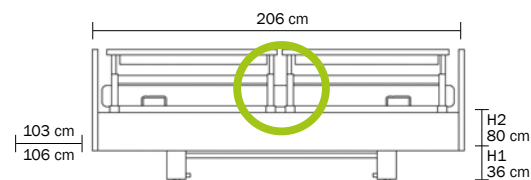


Volcano white (U1011)

* Some décors available at extra charge

Furnishings and accessories

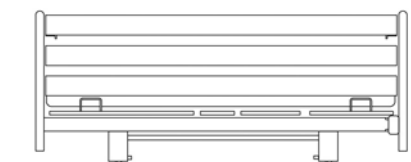
Dimensions



carisma with divided (10) side guards, seamless
L 206 cm, W 103 cm (T, G), 106 cm (S, K)
H1 36 cm (bed in low position)
H2 80 cm (bed in highest position)

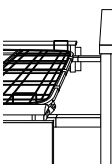


carisma
with continuous 2-part side guard 09
with trigger release



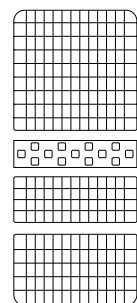
carisma 100
with continuous 3-part side guard
L 206 cm, W 113 cm (T, G), 116 cm (S, K, W)

Standard

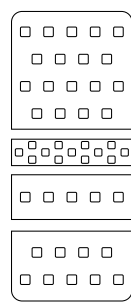


Temporary bed extension
10 side guard


Patient surfaces



Standard | Aero

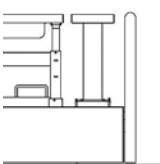


EasyClean

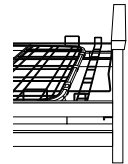


Comfort


Options



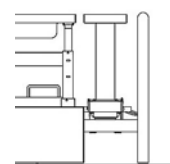
Bed extension
10 side guard



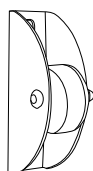
Bed extension
09 side guard



Bed extension
with express release



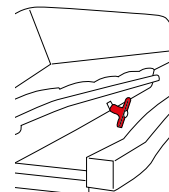
10-0570 / 10-0580
Protector for bed
extension by 20 cm



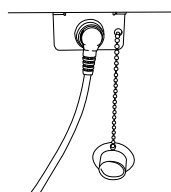
Vertical
wall stopper
castors



Horizontal
wall stopper
castors

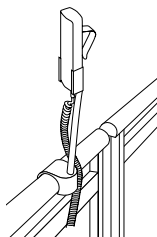


CPR release on
the backrest

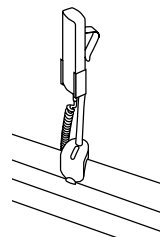


Plug & Play
for using the handset
on one side or both sides of the bed

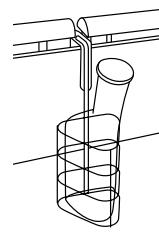
Accessories



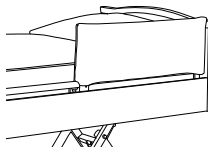
10-0419
Handset holder for
divided side guards
10-0421
Handset holder,
short



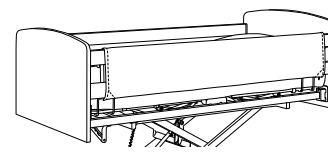
10-0422
Accessories and
handset holder
for continuous
side guards
10-0421
Handset holder,
short



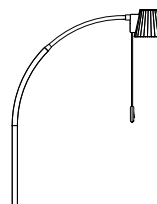
10-0424
Accessories and
handset holder for
attachment to side panel
50-0165 Urine bottle basket
50-0164 Urine bottle holder
(no picture)



50-0174
Cushioning for divided
10 side guards



50-0338
Cushioning for 09 two-part
side guards



Design halogen lamp soluna
50-0212 with 12V transformer
50-0213 without 12V transformer

50-0237
Design LED lamp soluna



10-0368
Bedside cabinet vt1
W 47 cm, H 66 cm, D 50 cm



10-0324
Bedside cabinet vivo E2
W 65 cm, H 77 cm, D 45 cm

Members of LINET Group

wissner-bosserhoff GmbH

Hauptstraße 4-6, 58739 Wickede (Ruhr), Germany

Phone: +49(0)2377/784-0 | Fax: -163 | info@wi-bo.de | www.wi-bo.de