



Accessories

Nursing care



Accessories

With love for detail

When it comes to care for the elderly, a good human interaction between nursing staff and residents is very important. wissner-bosserhoff understood that an open-minded and friendly personal interaction can be supported by helpful and innovative products. When less time is needed for necessary jobs and tasks, more time is left to care for residents. We have developed useful accessories for our products, which contribute to better quality and efficiency in the field of nursing care.



Contents

Lights	page 3
SafeSense	page 4-5
Mobilization	page 6-7
Storage	page 8-9
Protection	page 10-12
Care	page 13-15

Lights

The undulating shape of the lampshade, with its partially translucent character, is prominent as a special design element of soluna lights. Equipped with a swivel arm, the light allows the light focus to be precisely positioned close to the object to be illuminated, regardless of whether the light is attached to the bed or the bedside cabinet. Either halogen or LED illuminants can be chosen as the light source. Advantage of LEDs: a long life, low energy consumption, no heat generated and absolutely safe operation.



50-0237
Design reading light soluna LED
including power supply unit

50-0550
Design reading light soluna LED
without power supply unit



With the universal plug adapter with
swivel catch lock, the soluna can be fitted
to almost all nursing home beds.



50-0212
Design halogen lamp soluna HALOGEN
incl. 12 V transformer

50-0213
Design halogen lamp soluna
without transformer

SafeSense

Safety + freedom day and night due to intelligent bed exit sensor system

wissner-bosserhoff – your reliable partner for reducing freedom-depriving measures (FDM): With SafeSense, wissner-bosserhoff presents an intelligent assistance sensor system, which reliably helps reducing freedom-depriving measures day and night. It is equipped with an automatic night light, which is activated when the resident leaves the bed and is deactivated when the resident is back in bed again. SafeSense is compatible with standard nurse call systems and can be retrofitted to wissner-bosserhoff nursing home beds manufactured in 2002 or later



Automatic night light

- Night light is automatically activated when the resident leaves the bed
- Night light is automatically deactivated when the resident is back in the bed again



Individual alarm system

- Freely adjustable from 0 seconds (immediate alarm) to 30 minutes
- Adaptation to resident's mobility



Integrated or available as retrofit kit

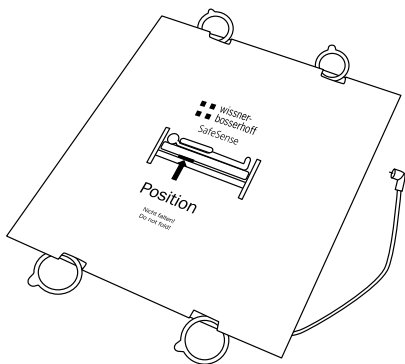
- Accessory option for current WIBO nursing home beds
- Retrofit kit for electrical WIBO nursing home beds manufactured in 2002 or later
- Available with cable or wireless

More safety – less freedom-depriving measures (FDM)

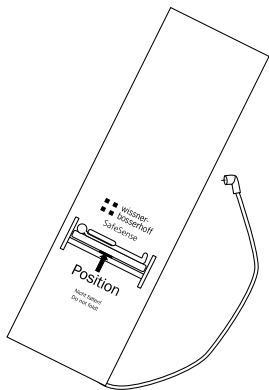
- Faster response time in the event of falls
- Greater safety during night and weekend shifts
- Ideal in combination with sentida low nursing beds and SafeFree® side guards

Accessories – SafeSense bed exit system

SafeSense sensor mats

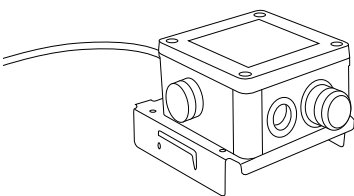


02-000712
Sensor mat 50 x 50 cm for backrest



02-000713
Sensor mat 80 x 20 cm for seat section

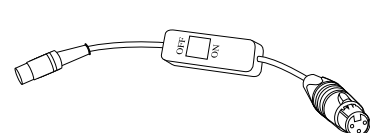
SafeSense bed exit box



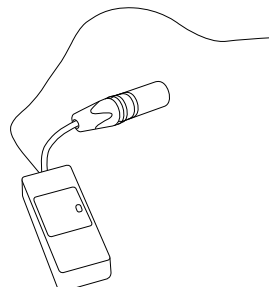
Cable version (SafeSense 1)
04-1544-001
Bed exit box, for beds without battery
04-1544-004
Bed exit box, for beds with battery

Wireless version (SafeSense 2)
04-1544-002
Bed exit box, for beds without battery
04-1544-003
Bed exit box, for beds with battery

SafeSense connection kit



04-1508
Adapter cable with suitable plug for connection to the nurse call system (customer-specific); for cable and wireless version (SafeSense 1 and 2)



02-000726
Wireless receiver for wireless version only (SafeSense 2)

Mobilizing

Independent mobilization reduces the risk of falling. Our accessories help the resident to maintain their independence.



04-0674/10-0502
Lifting pole with oval trapeze handle and belt retractor



10-0586
Serving tray with bookholding rails



50-0010
Lifting ladder with 4 steps



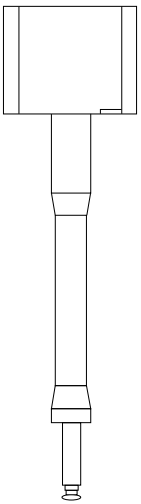
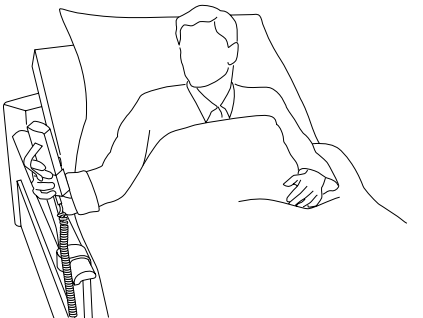
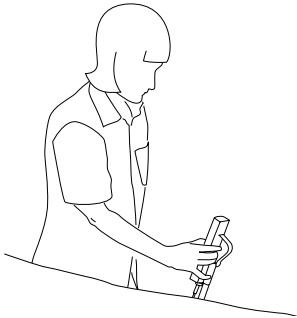
10-0715
Standing-up aid for 09 and 10 side guards, as well as for 3/4 side guards



10-0714
Accessory adapter for standing-up aid (10-0715)



10-0421
Handset holder can be plugged into the 09 side guards accessory holder (10-0422)



10-0421
Handset holder SD



10-0422
Accessory holder to attach to continuous (09) side guards



10-0419
Adapter to attach to the divided (10) side guards and handset holder SD

Storage


An extensive range of accessories to supplement our products and to support everyday nursing care completes the overall portfolio. This makes nursing care considerably easier for the staff and valuable time is saved, which can then be used to increase the quality of care.



10-0597
Side guard extension



10-0719
Linen holder compatible with all bed types



Protector to close the foot-end gap of 220 cm beds
10-0580/10-0599 for extension via cable pull
10-0570/10-0598 for patient surface pull-out screwed tight
10-0628 for patient surface width of 100 cm and patient surface pull-out screwed tight



50-0108
Name tag holder



01-009549
Switchable underbed light
(Night light function)



10-0563/10-0533/10-0521
Segufix holder for thigh rest
Segufix holder for the backrest
Segufix holder for the seat section



10-0595
Patient surface extension for beds with integrated extension, wooden decor



Bed extension
for beds with integrated patient surface extension
10-0497
Extension element to extend the lower leg rest by 20 cm
10-0573
Extension element to extend the calf rest by 20 cm with 100 cm wide patient surface

Protection

Depending on how the bed is used, it is possible to prevent the resident from injuries and the bed from damage caused by the surroundings. Side guard cushioning compliments the bed and closes the gaps.



50-0155
Side section padding with push buttons for divided (10) side guards



50-0174
Side section padding for divided (10) side guards with safety strap, closed type



50-0207
Side guard net to close the gaps of divided (10) side guards



50-0206
Fall mat optimal for sentida beds
50-0198
Fall mat for contempora beds, to attach to the side panel of divided (10) side guards (no image)



50-0338
Side section padding for continuous (09) two-part side guards for bed length of 200 cm
50-0339
Side section padding for continuous (09) two-part side guards for bed length of 220 cm (no image)



10-0485/10-0486/10-0487
Reinforced wall stopper castors for divided (10) side guards as well as continuous 2-part and 3-part 09 side guards



10-0626
Vertical wall stopper castor



Vertical wall stopper castors, extended type
10-0507 extended by 22 cm
19-0494 extended by 12 cm
19-0480 extended by 9 cm



50-0544
Evacuation sheet with belt and fixation straps



10-0682
3D wall stopper castor, reinforced type
10-0683
3D wall stopper castor for design A (no image)

Protection



10-0530
Head-end wall spacer bracket carisma
Distance to wall approx. 17.4 cm



10-0548
Head-end wall spacer bracket movita
Distance to wall approx. 8 cm



10-0587
Head-end wall spacer bracket movita casa
Distance to wall approx. 11.5 cm




02-000617
Side panel buffer for divided (10)
side guards



10-0473
Front-mounted wall spacer brackets
estetica nova
Distance to wall approx. 10.5 cm



Side-mounted wall spacer
10-0475 for estetica nova
10-0577 for contempora
10-0578 for carisma
10-0549 for movita/movita casa



Only for sentida 5 and 6
10-0707 head-end wall spacer, short
10-0709 head-end wall spacer, long (no image)



Only for sentida 5 and 6
10-0708 side-mounted wall spacer, short
10-0710 side-mounted wall spacer, long (not pictured)

Care

The accessories for the accessory holder provide useful support for patient and staff.
The holder can be attached to the left and right side of the bed.




50-0059
Bent infusion stand with 4 hooks,
height-adjustable



50-0003
Drip clasp to attach to the lifting pole



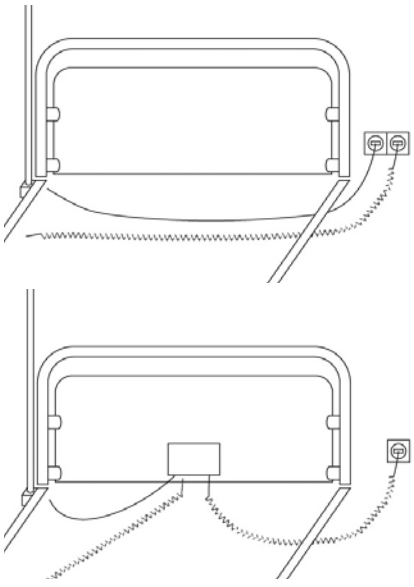
50-0175
Straight infusion stand with 4 hooks and drip vessel **01-006094**



10-0511
Bed transport trolley for assembled nursing home beds



10-0516
Swivel catch lock for circular tube lifting poles



10-0592
Double power socket D-Box to connect the bed and "soluna" (LED as well as halogen possible)



10-0534
Transport handle "Easy Move"



10-0424
Accessories holder for divided (10) side guards, to attach to the side panel



50-0165
Urine bottle basket (depicted here with urine bottle and accessories holder)
50-0345
Shorter urine bottle basket (no image)



50-0164
Urine bag holder (depicted here with urine bag and accessories holder)
59-0031
Extended urine bag holder (no image)



Functional elegance in nursing care

wissner-bosserhoff GmbH
Hauptstraße 4-6
D-58739 Wickede (Ruhr)
Phone: +49(0)2377/784-0
Fax: +49(0)2377/784-163
E-Mail: info@wi-bo.de
www.wi-bo.de